

VELO-SHOPPER

DE MONTAGEANLEITUNG
GB ASSEMBLY INSTRUCTIONS
FR INSTRUCTIONS DE MONTAGE

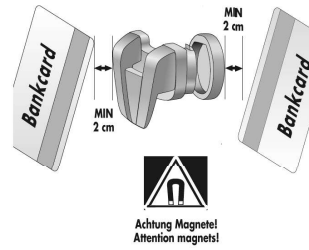
IT ISTRUZIONI DI MONTAGGIO
NL MONTAGE HANDLEIDING
DK MONTERINGSVEJLEDNING

ES INSTRUCCIONES DE MONTAJE
SE MONTERINGS ANVISNING
NO MONTERINGS ANVISNING

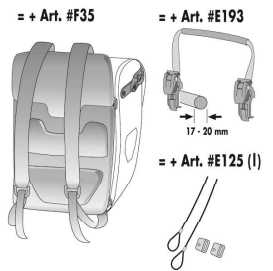
FI ASENNUSOHJEET
PL INSTRUKCJA MONTAZU
JP 装着方法



QL2.1 - MODELS

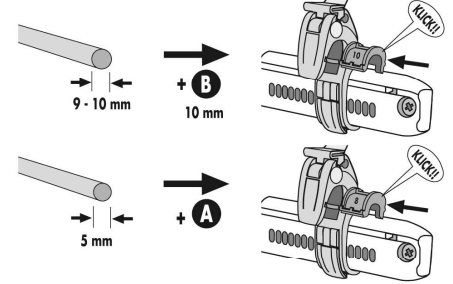
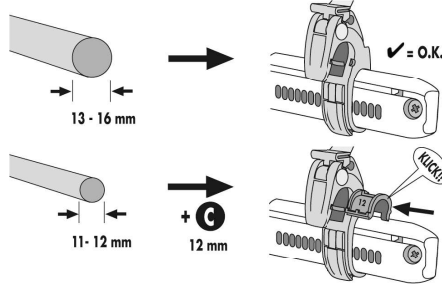
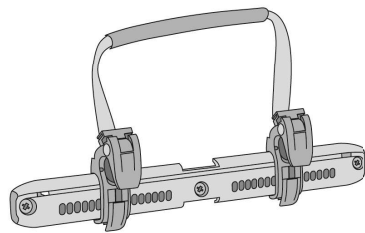


ACCESSORIES

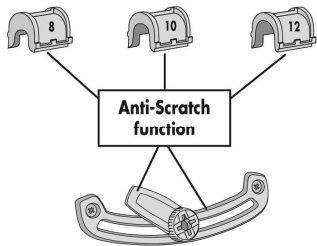


QL2.1

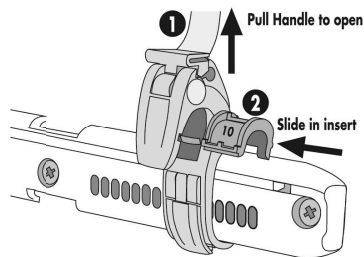
A



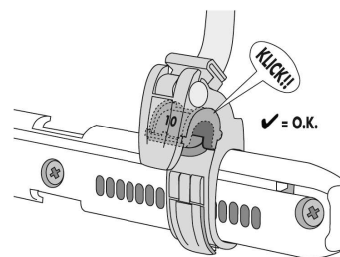
= **A** 8 mm = **B** 10 mm = **C** 12 mm



B



C



D

